
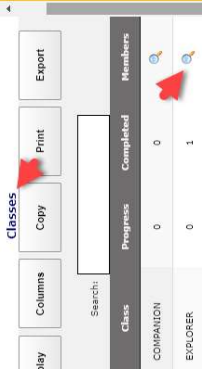



CHECK CLASS/UNIT LEVEL PROGRESS



<p>Step 1</p> <p>Log into your YMMS account at NADYouth.com</p>	<p>Step 2</p> <p>In the Left hand-side Menu, go to Units of Club and click on Classes.</p> 	<p>Step 3</p> <p>Check Progress by:</p> <p>Group - All in one Class Level and then members within that Class Level.</p> <p>Individual - Individual members for ALL Class Levels they have participated in and then Individual Class Level.</p>
<p>Step 4- Group</p> <p>After Step 2, To see the progress of all the Club Member for a Class levels, scroll down to the section Classes and click on the magnifyingglass icon under the column called Members.</p>  <p>If you are interested in a member's progress, click the magnifying glass icon under Card.</p>	<p>Step 5 – Individual</p> <p>After Step 2, To see the progress of the Club Member for all Class Levels at once, scroll down to the section Members and click on the magnifying glass icon under the column Card.</p>  <p>If you are interested in a member's progress, click the magnifying glass icon under Card.</p>	